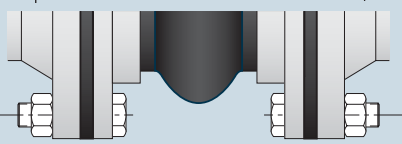
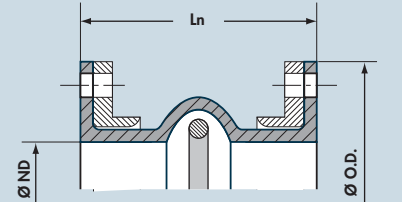
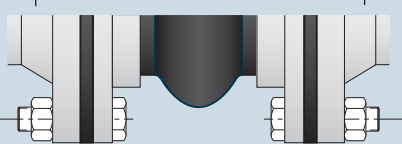
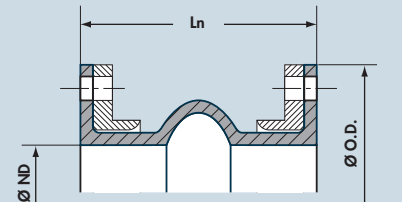
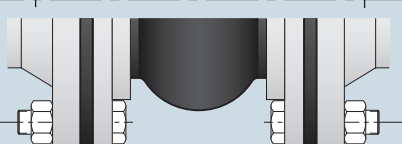
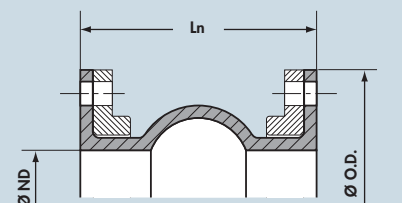
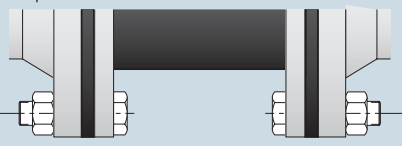
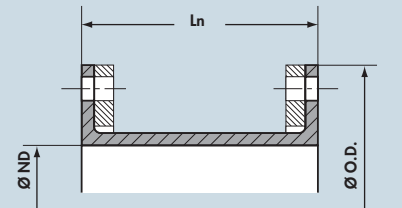




DILATOFLEX[®] M

AR / CN Red label	Inner lining grades	YP Yellow label
GZ Orange label		AB Grey label
EPC Cream label		TE Mauve label



Example of Label



DIMENSIONAL DATA				TECHNICAL DATA									
Nominal Diameter	Nominal length (Ln in mm)	Drilling standards		Max. permissible pressure (bar)	Max permissible vacuum (% vacuum)	Max. Permissible Movements (not concurrent)				End thrust in daN for P=1 bar	Approx. weight in kg (with flanges) (1)		
		ISO 2084 NF EN 1759-1 NF EN 1092-1	PN 2.5 - PN 6 PN 10			Axial	Lateral	Angular					
ND mm	NPS inch	Other drillings Please consult us.				Compression Ln - Lc mm	Elongation Le - Ln mm	Shearing R mm	angle α° degree	P	V		

Type MD 40

500	20	225	250	X	4	100%	20	0	30	2.3	1.7	2.3	42
600	24	225	250	X	4	100%	20	0	30	1.9	1.4	3.2	53
800	32		250	X	4	100%	20	0	30	1.4	1.1	5.6	82
1000	40		250	X	4	100%	20	0	30	1.1	0.9	8.5	111
1200	48		300	X	4	100%	20	0	30	0.9	0.7	12.1	179
1400	56		300	X	4	100%	20	0	30	0.8	0.6	16.4	225
1600	64		300	X	4	100%	25	0	30	0.9	0.5	21.2	345
1800	72		300	X	4	100%	25	0	30	0.8	0.5	26.7	392
2000	80		300	X	4	100%	25	0	30	0.7	0.4	32.9	450
2200	88		300	X	4	100%	25	0	30	0.7	0.4	39.6	525

For any intermediate sizes and further sizes up to ND 2600mm (102"), please consult us.

Type MS 50

500	20		250	X	6	0%	20	15	30	4.0	-	2.4	49
600	24		250	X	6	0%	20	15	30	3.3	-	3.4	60
800	32		250	X	6	0%	20	15	30	2.5	-	5.8	92
1000	40		250	X	6	0%	20	15	30	2.0	-	8.8	122
1200	48		300	X	6	0%	20	15	30	1.7	-	12.4	200
1400	56		300	X	6	0%	20	15	30	1.4	-	16.4	251
1600	64		300	X	6	0%	20	15	30	1.2	-	21.5	391
1800	72		300	X	6	0%	20	15	30	1.1	-	27.0	438
2000	80		300	X	6	0%	20	15	30	1.0	-	33.1	500
2200	88		300	X	6	0%	20	15	30	0.9	-	39.9	580

For any intermediate sizes and further sizes up to ND 2600mm (102"), please consult us.

Type MA 60

500	20		250	300	X	10	0%	30	30	30	6.8	-	2.6	54
600	24		250	300	X	10	0%	30	30	30	5.7	-	3.6	68
800	32		250	300	X	10	0%	30	30	30	4.3	-	6.1	98
1000	40		250	300	X	10	0%	30	30	30	3.4	-	9.1	135
1200	48		300	300	X	10	0%	30	30	30	2.9	-	12.8	215
1400	56		300	300	X	10	0%	30	30	30	2.4	-	17.2	273
1600	64		300	300	X	10	0%	30	30	30	2.1	-	22.1	405
1800	72		300	300	X	10	0%	30	30	30	1.9	-	27.7	454
2000	80		300	300	X	10	0%	30	30	30	1.7	-	33.9	514
2200	88		300	300	X	10	0%	30	30	30	1.6	-	40.7	617

For any intermediate sizes and further sizes up to ND 2600mm (102"), please consult us.

Type MB 60

500	20		250	300	X	8	100%	30	10	30	4.6	4.6	2.6	61
600	24		250	300	X	8	100%	30	10	30	3.8	3.8	3.6	77
800	32		250	300	X	8	100%	30	10	30	2.9	2.9	6.1	109
1000	40		250	300	X	8	100%	30	10	30	2.3	2.3	9.1	149
1200	48		300	300	X	8	100%	30	10	30	1.9	1.9	12.8	232
1400	56		300	300	X	8	100%	30	10	30	1.6	1.6	17.2	290
1600	64		300	300	X	8	100%	30	10	30	1.4	1.4	22.1	426
1800	72		300	300	X	8	100%	30	10	30	1.3	1.3	27.7	477
2000	80		300	300	X	8	100%	30	10	30	1.1	1.1	33.9	550
2200	88		300	300	X	8	100%	30	10	30	1.0	1.0	40.7	645

For any intermediate sizes and further sizes up to ND 2600mm (102"), please consult us.

(1) Steel retaining flanges in 1 part (zinc-chromated, hot-dip galvanized or stainless steel)