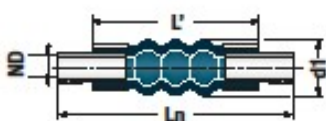


DILATOFLEX®

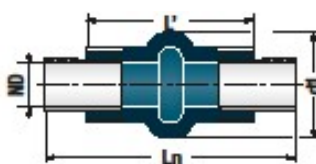
KLEDIL®



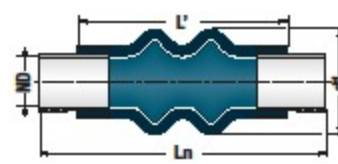
Nominal Diameter	Designation BSP Conical Threading (NF EN 10226)	O.D. (outside diameter)	Overall Length	Nominal Length	Max. Permissible Pressure	Max. Permissible Vacuum (% Vacuum)	Max. permissible movements (maximum values do not apply simultaneously)				Thrust in daN for P=1 bar	Axial Stiffness at Zero Pressure Axial Movement	Approximate Weight	
		d1 (mm)	L' (mm)	LN (mm)	WP (bar)		Axial Compression	Elongation	Lateral Shearing	Angular Angle		(N/mm)	(kg)	
							Ln-Lc (mm)	Le-Ln (mm)	R (mm)	α° (degree)				
20	3/4"	R 3/4"	50	160	220	12	100%	15	8	10	30	3	50	0.45
25	1"	R 1"	55	160	220	9	100%	15	8	10	25	4	60	0.55
32	1 1/4"	R 1 1/4"	66	160	230	9	100%	15	8	10	20	9	95	0.80
40	1 1/2"	R 1 1/2"	94	160	230	7	70%	10	10	6	20	13	130	0.95
50	2"	R 2"	105	210	290	7	70%	30	30	15	30	42	40	1.50



ND 20/25/32



ND 40



ND 50

Inner lining grade and working temperature

CC -35 °C
+90 °C/110 °C

EPC -25 °C
+95 °C

GZ -20 °C
+90 °C

anvis Decize S.A.S.

Usine des Caillots—BP101—F-58302 DECIZE CEDEX

fr.dilatoflex@avs.sumiriko.com — www.dilatoflex.com

anvis